


Material	Nickel-plated brass
Clamping insert	Polyamide V0 according to UL 94
Seal	FKM
Material o-ring	FKM
Protection class	IP 68 – 10 bar / IP 69 K
Ex-protection level	II 1D Ex ta IIIC Da / II 2G Ex db IIC Gb
Temperature range	-60°C to +105°C

RoHS

AG	∅k mm	GL mm	H mm	SW1/SW2 mm	 Nm	Item-No
M12 x 1.5	2 – 5	16	18.7	14/14	7.5	1.622.1200.51
M12 x 1.5	3 – 6.5	16	18.7	14/14	7.5	1.622.1200.50
M16 x 1.5	3 – 7	16	22	20/20	9	1.622.1600.51
M16 x 1.5	5 – 10	16	22	20/20	9	1.622.1600.50
M20 x 1.5	7 – 12	16	25	24/24	10	1.622.2000.51
M20 x 1.5	10 – 14	16	25	24/24	10	1.622.2000.50
M25 x 1.5	9 – 16	16	26.5	30/30	12	1.622.2500.51
M25 x 1.5	13 – 18	16	26.5	30/30	12	1.622.2500.50
M32 x 1.5	14 – 20	16	32	40/40	15	1.622.3200.51
M32 x 1.5	18 – 25	16	32	40/40	15	1.622.3200.50
M40 x 1.5	20 – 26	16	38.5	50/50	24	1.622.4000.51
M40 x 1.5	22 – 32	16	38.5	50/50	24	1.622.4000.50

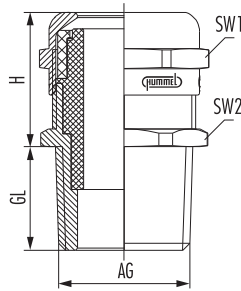


to the assembly
instruction




Ex cable glands

HSK-M-Ex d (NPT)



Material	Nickel-plated brass
Clamping insert	Polyamide V0 according to UL 94
Seal	FKM
Protection class	IP 68 – 10 bar / IP 69 K
Ex-protection level	II 1D Ex ta IIIC Da / II 2G Ex db IIC Gb
Temperature range	-60°C to +105°C

RoHS

AG	∅k mm	GL mm	H mm	SW1/SW2 mm	 Nm	Item-No
NPT 3/8"	3 – 7	16	22	20/20	9	1.622.3800.71
NPT 3/8"	5 – 10	16	22	20/20	9	1.622.3800.70
NPT 1/2"	7 – 12	20	25	24/24	10	1.622.1200.71
NPT 1/2"	10 – 14	20	25	24/24	10	1.622.1200.70
NPT 3/4"	9 – 16	20.5	26.5	30/30	12	1.622.3400.71
NPT 3/4"	13 – 18	20.5	26.5	30/30	12	1.622.3400.70
NPT 1"	14 – 20	25	32	40/40	15	1.622.1000.71
NPT 1"	18 – 25	25	32	40/40	15	1.622.1000.70
NPT 1 1/4"	20 – 26	26	38.5	50/50	24	1.622.5400.71
NPT 1 1/4"	22 – 32	26	38.5	50/50	24	1.622.5400.70
NPT 1 1/2"	20 – 26	26.5	38.5	50/50	24	1.622.6400.71
NPT 1 1/2"	22 – 32	26.5	38.5	50/50	24	1.622.6400.70



to the assembly
instruction

