

Timing relay, Multifunction Phased-out product !!! For further information, please contact our sales department 2 change-over contacts, 16 functions 15 time ranges (0.05 s-100 h) 24 V 200-240 V AC and 24 V DC at 50/60 Hz AC with LED, Screw terminal



Figure similar

Product brand name	SIRIUS
Product designation	timing relay
Product type designation	3RP15

General technical data	
Product component	
• Relay output	Yes
• semi-conductor output	No
Product extension required remote control	No
Product extension optional remote control	No
Power loss [W] total typical	2 W
Insulation voltage	
• for overvoltage category III according to IEC 60664	
— with degree of pollution 3 rated value	300 V
Test voltage for isolation test	2 kV
Degree of pollution	3
Surge voltage resistance rated value	4 000 V

<b>Protection class IP</b>	IP20
<b>Shock resistance</b>	
<ul style="list-style-type: none"> <li>• acc. to IEC 60068-2-27</li> </ul>	11g / 15 ms
<b>Vibration resistance</b>	
<ul style="list-style-type: none"> <li>• acc. to IEC 60068-2-6</li> </ul>	10 ... 55 Hz / 0.35 mm
<b>Mechanical service life (switching cycles)</b>	
<ul style="list-style-type: none"> <li>• typical</li> </ul>	10 000 000
<b>Electrical endurance (switching cycles)</b>	
<ul style="list-style-type: none"> <li>• at AC-15 at 230 V typical</li> </ul>	100 000
<b>Adjustable time</b>	0.05 s ... 100 h
<b>Relative setting accuracy relating to full-scale value</b>	5 %
<b>Thermal current</b>	5 A
<b>Minimum ON period</b>	35 ms
<b>Recovery time</b>	150 ms
<b>Reference code acc. to DIN 40719 extended according to IEC 204-2 acc. to IEC 750</b>	K
<b>Reference code acc. to DIN EN 81346-2</b>	K
<b>Reference code acc. to DIN EN 61346-2</b>	K
<b>Relative repeat accuracy</b>	1 %

### Control circuit/ Control

<b>Type of voltage of the control supply voltage</b>	AC/DC
<b>Control supply voltage 1 at AC</b>	
<ul style="list-style-type: none"> <li>• at 50 Hz rated value</li> </ul>	24 V
<ul style="list-style-type: none"> <li>• at 60 Hz rated value</li> </ul>	24 V
<b>Control supply voltage 2 at AC</b>	
<ul style="list-style-type: none"> <li>• at 50 Hz</li> </ul>	200 ... 240 V
<ul style="list-style-type: none"> <li>• at 60 Hz</li> </ul>	200 ... 240 V
<b>Control supply voltage frequency 1</b>	50 ... 60 Hz
<b>Control supply voltage 1</b>	
<ul style="list-style-type: none"> <li>• at DC rated value</li> </ul>	24 V
<b>Operating range factor control supply voltage rated value at DC</b>	
<ul style="list-style-type: none"> <li>• initial value</li> </ul>	0.85
<ul style="list-style-type: none"> <li>• Full-scale value</li> </ul>	1.1
<b>Operating range factor control supply voltage rated value at AC at 50 Hz</b>	
<ul style="list-style-type: none"> <li>• initial value</li> </ul>	0.85
<ul style="list-style-type: none"> <li>• Full-scale value</li> </ul>	1.1
<b>Operating range factor control supply voltage rated value at AC at 60 Hz</b>	
<ul style="list-style-type: none"> <li>• initial value</li> </ul>	0.85
<ul style="list-style-type: none"> <li>• Full-scale value</li> </ul>	1.1

## Switching Function

<b>Switching function</b>	
• ON-delay	Yes
• ON-delay/instantaneous contact	Yes
• passing make contact	Yes
• passing make contact/instantaneous contact	Yes
• OFF delay	No
<b>Switching function</b>	
• flashing symmetrically starting with interval/instantaneous	Yes
• flashing symmetrically starting with interval	Yes
• flashing symmetrically starting with pulse/instantaneous	No
• flashing symmetrically starting with pulse	No
• flashing asymmetrically starting with interval	No
• flashing asymmetrically starting with pulse	No
<b>Switching function</b>	
• star-delta circuit with delay time	No
• star-delta circuit	Yes
<b>Switching function with control signal</b>	
• additive ON delay	Yes
• passing break contact	Yes
• passing break contact/instantaneous	Yes
• OFF delay	Yes
• OFF delay/instantaneous	Yes
• pulse delayed	No
• pulse delayed/instantaneous	No
• pulse-shaping	Yes
• pulse-shaping/instantaneous	Yes
• additive ON delay/instantaneous	Yes
• ON-delay/OFF-delay/instantaneous	Yes
• passing make contact	No
• passing make contact/instantaneous contact	No
<b>Switching function of interval relay with control signal</b>	
• retrotriggerable with deactivated control signal/instantaneous contact	No
• retrotriggerable with activated control signal	No
• retrotriggerable with activated control signal/instantaneous contact	No
• retriggerable with deactivated control signal	No
<b>Design of the control terminal non-floating</b>	Yes

## Short-circuit protection

<b>Design of the fuse link</b>	
<ul style="list-style-type: none"> <li>for short-circuit protection of the auxiliary switch required</li> </ul>	fuse gL/gG: 4 A

### Auxiliary circuit

<b>Material of switching contacts</b>	AgSnO <sub>2</sub>
<b>Number of CO contacts</b>	2
<ul style="list-style-type: none"> <li>delayed switching</li> </ul>	
<b>Operating current of auxiliary contacts at AC-15</b>	
<ul style="list-style-type: none"> <li>at 24 V</li> <li>at 250 V</li> </ul>	3 A 3 A
<b>Operating current of auxiliary contacts at DC-13</b>	
<ul style="list-style-type: none"> <li>at 24 V</li> <li>at 125 V</li> <li>at 250 V</li> </ul>	1 A 0.2 A 0.1 A
<b>Operating frequency with 3RT2 contactor maximum</b>	5 000 1/h
<b>Contact reliability of auxiliary contacts</b>	one incorrect switching operation of 100 million switching operations (17 V, 5 mA)
<b>Contact rating of auxiliary contacts according to UL</b>	R300 / B300
<b>Influence of the surrounding temperature</b>	±5 %
<b>Power supply influence</b>	±1 %

### Inputs/ Outputs

<b>Product function</b>	
<ul style="list-style-type: none"> <li>non-volatile</li> </ul>	No

### Electromagnetic compatibility

<b>EMI immunity</b>	
<ul style="list-style-type: none"> <li>acc. to IEC 61812-1</li> </ul>	EN 61000-6-2
<b>Conducted interference</b>	
<ul style="list-style-type: none"> <li>due to burst acc. to IEC 61000-4-4</li> <li>due to conductor-earth surge acc. to IEC 61000-4-5</li> <li>due to conductor-conductor surge acc. to IEC 61000-4-5</li> </ul>	2 kV network connection / 1 kV control connection 2 kV 1 kV
<b>Field-bound parasitic coupling acc. to IEC 61000-4-3</b>	10 V/m
<b>Electrostatic discharge acc. to IEC 61000-4-2</b>	4 kV contact discharge / 8 kV air discharge

### Safety related data

<b>Protection against electrical shock</b>	finger-safe
<b>Type of insulation</b>	Basic insulation
<b>Category acc. to EN 954-1</b>	none

### Connections/Terminals

<b>Product function</b>	
-------------------------	--

<ul style="list-style-type: none"> <li>removable terminal for auxiliary and control circuit</li> </ul>	Yes
<b>Type of electrical connection</b> <ul style="list-style-type: none"> <li>for auxiliary and control current circuit</li> </ul>	screw-type terminals
<b>Type of connectable conductor cross-sections</b> <ul style="list-style-type: none"> <li>solid</li> <li>finely stranded with core end processing</li> <li>at AWG conductors solid</li> <li>at AWG conductors stranded</li> </ul>	1x (0.5 ... 4.0 mm <sup>2</sup> ), 2x (0.5 ... 2.5 mm <sup>2</sup> ) 1x (0.5 ... 2.5 mm <sup>2</sup> ), 2x (0.5 ... 1.5 mm <sup>2</sup> ) 2x (20 ... 14) 2x (20 ... 14)
<b>Connectable conductor cross-section</b> <ul style="list-style-type: none"> <li>solid</li> <li>finely stranded with core end processing</li> </ul>	0.5 ... 4 mm <sup>2</sup> 0.5 ... 2.5 mm <sup>2</sup>
<b>AWG number as coded connectable conductor cross section</b> <ul style="list-style-type: none"> <li>solid</li> <li>stranded</li> </ul>	20 ... 14 20 ... 14
<b>Tightening torque</b>	0.8 ... 1.2 N·m
<b>Design of the thread of the connection screw</b>	M3

Installation/ mounting/ dimensions	
<b>Mounting position</b>	any
<b>Mounting type</b>	screw and snap-on mounting onto 35 mm standard mounting rail
<b>Height</b>	102 mm
<b>Width</b>	22.5 mm
<b>Depth</b>	91 mm
<b>Required spacing</b> <ul style="list-style-type: none"> <li>with side-by-side mounting               <ul style="list-style-type: none"> <li>forwards</li> <li>Backwards</li> <li>upwards</li> <li>downwards</li> <li>at the side</li> </ul> </li> <li>for grounded parts               <ul style="list-style-type: none"> <li>forwards</li> <li>Backwards</li> <li>upwards</li> <li>at the side</li> <li>downwards</li> </ul> </li> <li>for live parts               <ul style="list-style-type: none"> <li>forwards</li> <li>Backwards</li> <li>upwards</li> <li>downwards</li> </ul> </li> </ul>	0 mm 0 mm 0 mm 0 mm 0 mm  0 mm 0 mm 0 mm 0 mm 0 mm  0 mm 0 mm 0 mm 0 mm

— at the side






0 mm



## Ambient conditions

<b>Installation altitude at height above sea level</b> <ul style="list-style-type: none"><li>• maximum</li></ul>	2 000 m
<b>Ambient temperature</b> <ul style="list-style-type: none"><li>• during operation</li><li>• during storage</li><li>• during transport</li></ul>	-25 ... +60 °C -40 ... +85 °C -40 ... +85 °C
<b>Relative humidity</b> <ul style="list-style-type: none"><li>• during operation</li></ul>	10 ... 95 %

## Certificates/approvals

General Product Approval	Declaration of Conformity	Test Certificates
 CCC	 EAC	 EG-Konf.
 CSA		<a href="#">Special Test Certificate</a>
 UL		

Test Certificates	Marine / Shipping
<a href="#">Type Test Certificates/Test Report</a>	 BUREAU VERITAS
	 GL
	 LRS
	 PRS
	 RINA

Marine / Shipping	other
 RMRS	<a href="#">Miscellaneous</a>
 DNVGL.COM/AF	<a href="#">Confirmation</a>

## Further information

**Information- and Downloadcenter (Catalogs, Brochures,...)**

<http://www.siemens.com/industrial-controls/catalogs>

**Industry Mall (Online ordering system)**

<https://mall.industry.siemens.com/mall/en/en/Catalog/product?mlfb=3RP1505-1BP30>

**Cax online generator**

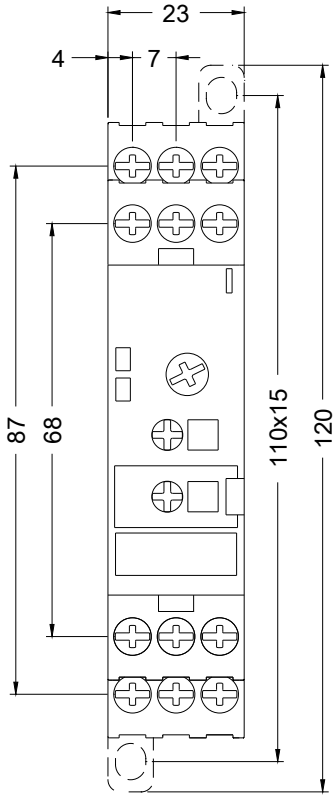
<http://support.automation.siemens.com/WW/CAXorder/default.aspx?lang=en&mlfb=3RP1505-1BP30>

**Service&Support (Manuals, Certificates, Characteristics, FAQs,...)**

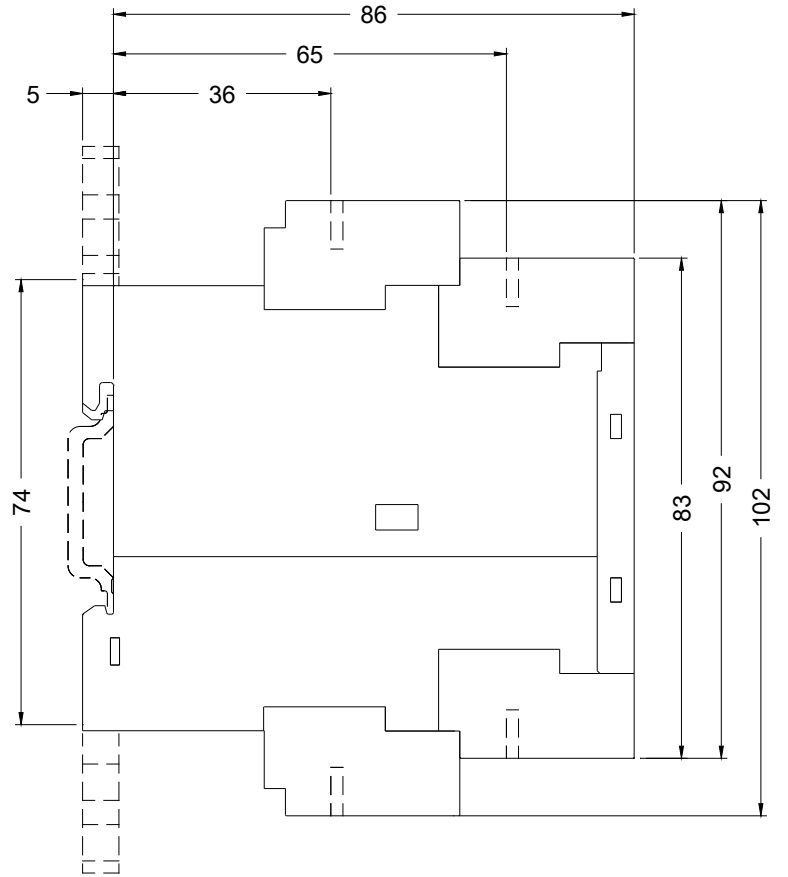
<https://support.industry.siemens.com/cs/ww/en/ps/3RP1505-1BP30>

**Image database (product images, 2D dimension drawings, 3D models, device circuit diagrams, EPLAN macros, ...)**

[http://www.automation.siemens.com/bilddb/cax\\_de.aspx?mlfb=3RP1505-1BP30&lang=en](http://www.automation.siemens.com/bilddb/cax_de.aspx?mlfb=3RP1505-1BP30&lang=en)



last modified:



10/11/2018